



RFA-9-M

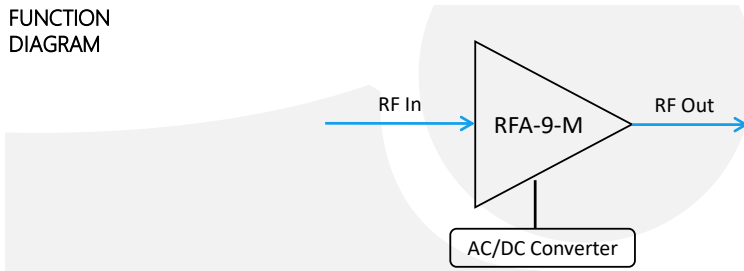
9 GHz High Gain RF Amplifier-Module, 30 dBm



- 薄膜GaAsFET技術を特徴としたRF増幅器モジュールです。
- バランスのとれた回路優れたダイナミックレンジ低反射減衰量で安定した動作が保証されております。RFゲインは動作範囲で35dBを越えています。
- 低ノイズ、高ゲイン、線形設計であるため光リンクでのRFアナログ変調増幅や5Gワイヤレスアプリケーションにも最適です。

- | | | |
|----------|------------------------------------|----------------------------|
| FEATURES | • Up to 37 dB Gain | • Low Noise Figure 3.5 dB |
| | • Operational Bandwidth 3 to 9 GHz | • Integrated Heat Sink |
| | • Excellent Gain Flatness | • 30 dBm Saturation Output |
| USE IN | • Analog RF Amplification | • RF over Fiber Link |
| | • 5G Wireless Antenna | • Test & Measurement |

FUNCTION DIAGRAM



SPECIFICATIONS

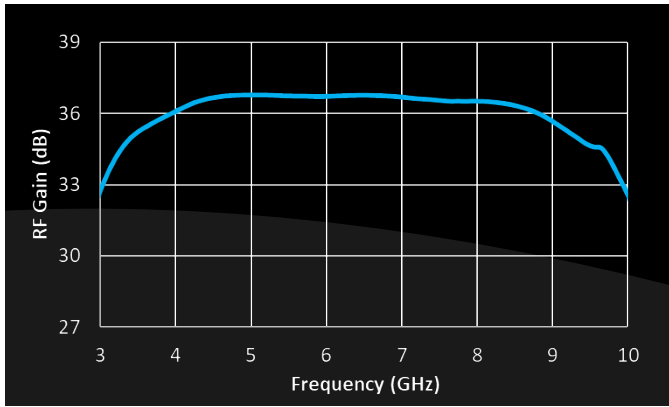
GENERAL	Operational Bandwidth	3 to 9 GHz
	S11 Characteristics	< -15 dB @ 9 GHz
	RF Gain	34 dB min.
	Saturated Output Power	30 dBm typ.
	Gain Ripple	< ±0.5 dB over any 1 GHz range
	Input, Output Impedance	50±5 Ω
	Input VSWR	2.0:1 max.
	Output VSWR	2.0:1 max.
	Noise Figure	4.5 dB max.
	Isolation	30 dB min.
Group Delay Variation	100 ps max. (4 to 9 GHz)	
MECHANICAL	Operating Temperature	0°C to +50°C
	Storage Temperature	-45°C to +80°C
	Operating Humidity	0% to 85% Relative Humidity
	Power Supply Requirements	5V DC
	RF Input / Output Connector	SMA Female
	Dimensions	153mm x 115mm x 33mm



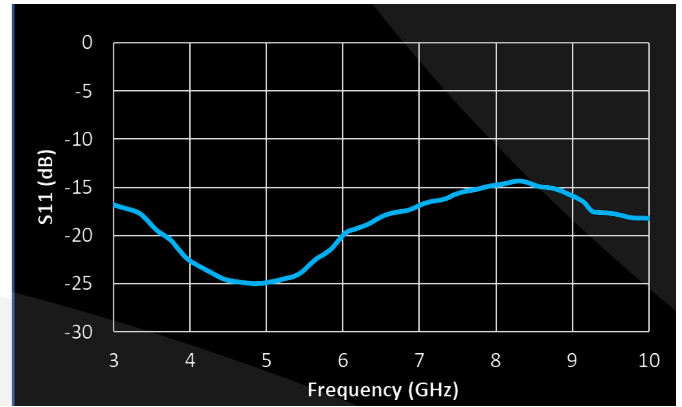
詳しい問い合わせ：有限会社アミスター
 〒146-0085 東京都大田区久が原1-5-7-302
 TEL:03-6410-4277 FAX:03-6410-4278
 E-mail:info@amistar.jp



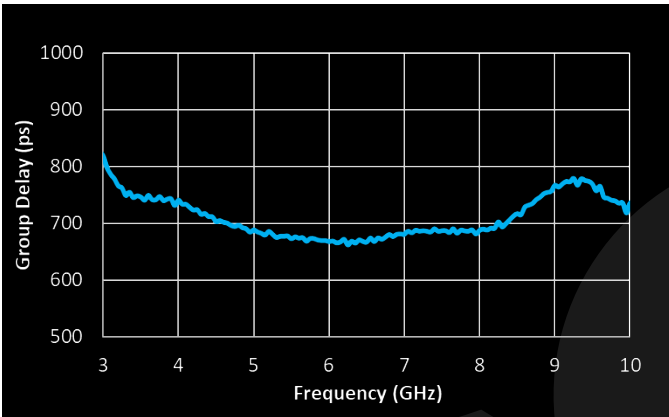
TYPICAL S21 GAIN



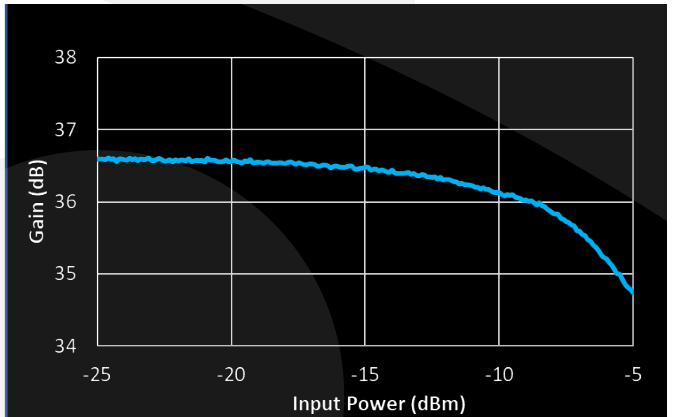
TYPICAL S11 RESPONSE



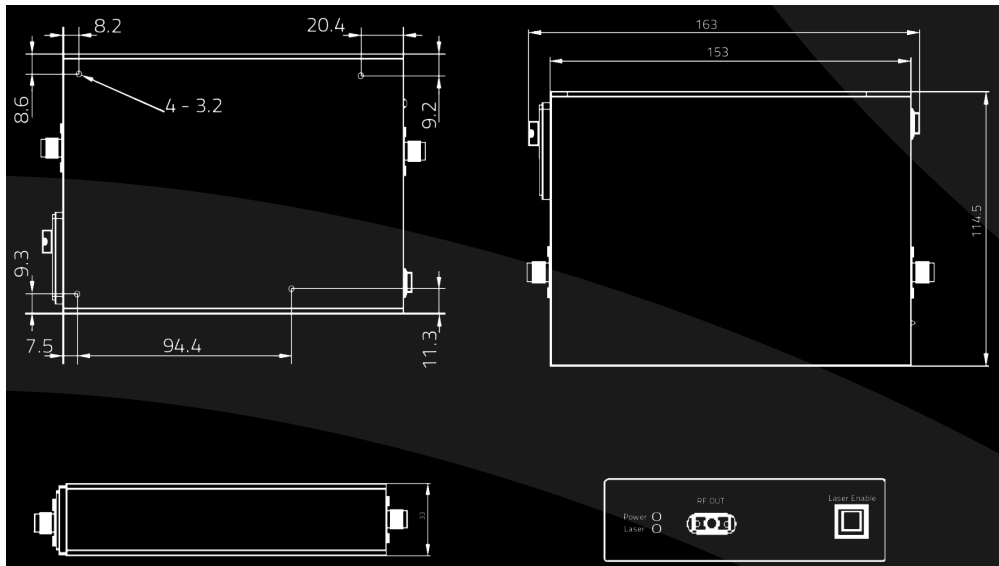
TYPICAL GROUP DELAY



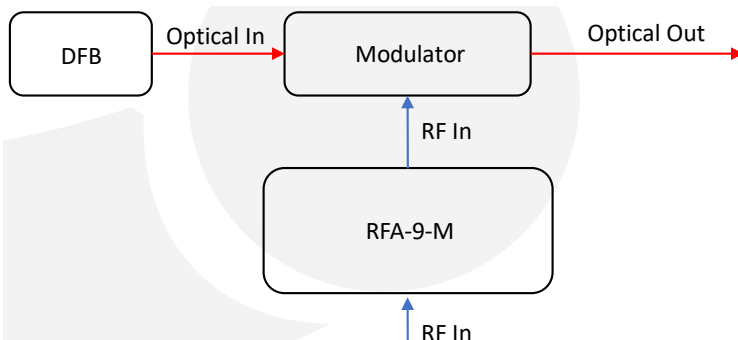
TYPICAL 1-dB COMPRESSION



MECHANICAL DRAWING



APPLICATION DIAGRAM



詳しい問い合わせ：有限会社アミスター
 〒146-0085 東京都大田区久が原1-5-7-302
 TEL:03-6410-4277 FAX:03-6410-4278
 E-mail:info@amistar.jp